

SALADE DE PÂTES

TU AURAS BESOIN DE



pâtes



tomates



concombres



champignons



olives



vinaigrette
grecque



OUTILS



casserole



cuisinière



passoire



bol



cuillère



couteau



planche à
découper

ÉTAPES

1



faire bouillir
de l'eau

2



pâtes



dans



casserole

3



cuire pâtes

4



égoutter



pâtes

ÉTAPES

5



refroidir
les pâtes

6



pâtes



dans



bol

7



coupez



tomates




concombres



champignons

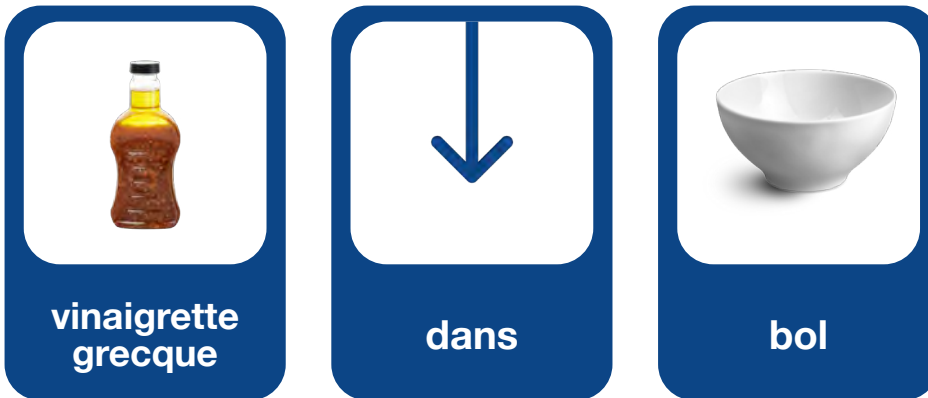
ÉTAPES

8



A sequence of four blue-bordered cards connected by green plus signs. The first card shows a bowl of diced tomatoes. The second card shows sliced cucumbers. The third card shows sliced mushrooms. The fourth card shows a mix of yellow and black olives.


tomates + concombres + champignons + olives



Three blue-bordered cards. The first card shows a bottle of Greek dressing. The second card shows a downward-pointing arrow. The third card shows a white bowl.

vinaigrette grecque dans bol

9



A green-bordered card showing a woman in a pink shirt and white apron stirring a bowl with a wooden spoon.

mélanger

10



A blue-bordered card containing two images: a white alarm clock on the left and a bowl of the finished salad on the right.

Il est temps de manger !